


MS6-MaxiMito5 / Mitosis Prepared Microscope Slide Set **MS6-MaxiMeio12 / Meiosis Prepared Microscope Slide Set**

Mitosis and Meiosis microscope prepared slide set is great for teaching students about the stages of plant mitosis and meiosis. Set includes glass slides labeled and stored in a slotted plastic case.

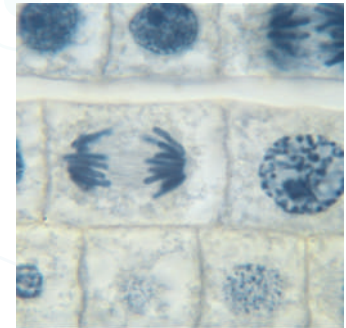
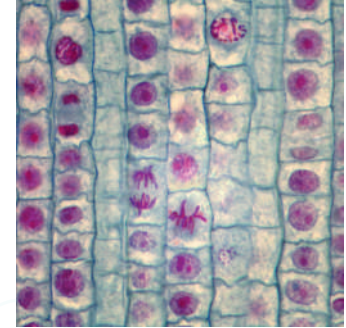
These slides are extremely useful for teaching of dental, medical, biology, pharmacy and paramedical students.

MS6-MaxiMito5 Mitosis prepared microscope slides includes 5 glass slides to Show stages of Mitosis.

MS6-MaxiMeio12 Meiosis prepared microscope slides includes 12 glass slides to Show stages of Meiosis.



Spesification	MS6-MaxiMito5 Mitosis Prepared Microscope Slide Set
Onion	1-Anaphase
Onion	2-Metaphase
Onion	3-Prophase
Onion	4-Telophase
Onion	5-Interphase



Spesification	MS6-MaxiMeio12 Meiosis Prepared Microscope Slide Set
Onion	1- Leptotene
Onion	2- Zygotene
Onion	3- Pachytene
Onion	4- Prophase-I
Onion	5- Diakinesis
Onion	6- Metaphase-I
Onion	7- Anaphase-I
Onion	8- Telophase-I
Onion	9- Prophase-II
Onion	10- Metaphase-II
Onion	11- Anaphase-II
Onion	12- Telophase-II

